

**Steve Sisolak**  
Governor



**Julie Butler**  
Director

**Tonya Laney**  
Deputy Director

555 Wright Way  
Carson City, Nevada 89711  
Telephone (775) 684-4368  
dmv.nv.com

July 1, 2022

Brenda J. Erdoes, Director  
Legislative Counsel Bureau  
401 S. Carson Street  
Carson City, NV 89701

Dear Director Erdoes,

Pursuant to Assembly Bill 483 of the 2019 Legislative Session, the Department of Motor Vehicles (DMV) is required to conduct a Mileage Gathering Pilot Program which collects mileage, fuel type and body type data for certain vehicle categories. DMV is required to submit a report of the pilot data semi-annually through June 30, 2026.

Attached is the Mileage Gather Pilot Report due July 1, 2022. This report includes mileage collection data for all registered vehicles which reported odometer readings, including intrastate motor trucks and truck-tractors registered with the Motor Carrier Division.

Please reference the footnotes which will provide dates on which you began receiving full data for vehicles registered with Motor Carrier and information on other exceptions you may not see in the data. Reminder: Due to passage of SB371 in the 2021 Legislative Session, recreational vehicle data has been omitted from the report.

Should you have any questions please do not hesitate to contact Molly Lennon, Administrator, Research and Project Management at [mjlennon@dmv.nv.gov](mailto:mjlennon@dmv.nv.gov) or (775) 684-4960

Sincerely,

A handwritten signature in cursive script that reads "Julie Butler".

Julie Butler, Director  
Department of Motor Vehicles

AB483 MILEAGE GATHERING PILOT  
01/01/2022 - 06/30/2022

PASSENGER CARS (1PC)																								
	B-HYBRID GASOLINE/GASOHOL		D-DIESEL		E-ELECTRIC		F-FLEXIBLE FUEL E85/M85		G-GASOLINE/ GASOHOL		L-LIQUIFIED NATURAL GAS		N-COMPRESSED NATURAL GAS		P-PROPANE		R-HYDROGEN		Q-HYBRID ELECTRIC (PHEV)		Y-HYBRID DIESEL		TOTAL	
Weight of Vehicle in Pounds	Number of Vehicles	Number of Miles	Number of Vehicles	Number of Miles	Number of Vehicles	Number of Miles	Number of Vehicles	Number of Miles	Number of Vehicles	Number of Miles	Number of Vehicles	Number of Miles	Number of Vehicles	Number of Miles	Number of Vehicles	Number of Miles	Number of Vehicles	Number of Miles	Number of Vehicles	Number of Miles	Number of Vehicles	Number of Miles	Number of Vehicles	Number of Miles
< 6,000	18,179	186,595,535	3,459	36,383,870	6,956	71,878,819	36,597	360,340,497	588,902	5,406,931,624	-	-	13	155,087	1	8,833	1	13,604	2,384	24,708,725	-	-	656,492	6,087,007,761
6,000-8,499	12	121,503	391	3,120,744	2	20,699	625	6,813,365	2,232	19,968,107	-	-	2	22,065	-	-	-	-	-	-	-	-	3,264	30,066,483
8,500-10,000	1	15,072	19	141,694	-	-	4	36,441	706	3,900,016	-	-	-	-	-	-	-	-	-	-	-	-	730	4,093,223
10,001-26,000	1	1,385	33	297,630	-	-	7	78,516	40	392,131	-	-	-	-	-	-	-	-	-	-	-	-	81	769,662
26,001-80,000	1	13,624	-	-	2	26,136	3	50,051	24	189,740	-	-	-	-	-	-	-	-	1	3,605	-	-	31	283,156
> 80,000	-	-	-	-	-	-	-	-	9	82,935	-	-	-	-	-	-	-	-	-	-	-	-	9	82,935
Total	18,194	186,747,119	3,902	39,943,938	6,960	71,925,654	37,236	367,318,870	591,913	5,431,464,553	-	-	15	177,152	1	8,833	1	13,604	2,385	24,712,330	-	-	660,607	6,122,303,220

LIGHT-DUTY (2LD)																								
	B-HYBRID GASOLINE/GASOHOL		D-DIESEL		E-ELECTRIC		F-FLEXIBLE FUEL E85/M85		G-GASOLINE/ GASOHOL		L-LIQUIFIED NATURAL GAS		N-COMPRESSED NATURAL GAS		P-PROPANE		R-HYDROGEN		Q-HYBRID ELECTRIC (PHEV)		Y-HYBRID DIESEL		TOTAL	
Weight of Vehicle in Pounds	Number of Vehicles	Number of Miles	Number of Vehicles	Number of Miles	Number of Vehicles	Number of Miles	Number of Vehicles	Number of Miles	Number of Vehicles	Number of Miles	Number of Vehicles	Number of Miles	Number of Vehicles	Number of Miles	Number of Vehicles	Number of Miles	Number of Vehicles	Number of Miles	Number of Vehicles	Number of Miles	Number of Vehicles	Number of Miles	Number of Vehicles	Number of Miles
< 6,000	35	240,827	2,947	26,269,775	-	-	3,554	33,283,129	55,896	481,471,007	-	-	-	-	2	14,378	-	-	-	-	-	-	62,434	541,279,116
6,000-8,499	134	1,219,300	10,907	108,949,060	-	-	8,209	83,089,259	56,738	552,246,967	-	-	5	23,991	1	14,000	-	-	-	-	-	-	75,994	745,542,577
8,500-10,000	15	137,863	9,082	86,950,071	1	1,837	1,543	17,386,862	8,839	89,851,888	-	-	1	1,370	-	-	-	-	-	-	-	-	19,481	194,329,891
10,001-26,000	-	-	5,756	61,232,101	-	-	160	1,972,869	863	9,503,802	-	-	-	-	-	-	-	-	-	-	-	-	6,779	72,708,772
26,001-80,000	-	-	-	-	-	-	2	16,135	2	36,004	-	-	-	-	-	-	-	-	-	-	-	-	4	52,139
> 80,000	-	-	-	-	-	-	3	26,607	7	84,239	-	-	-	-	-	-	-	-	-	-	-	-	10	110,846
Total	184	1,597,990	28,692	283,401,007	1	1,837	13,471	135,774,861	122,345	1,133,193,907	-	-	6	25,361	3	28,378	-	-	-	-	-	-	164,702	1,554,023,341

AB483 MILEAGE GATHERING PILOT  
01/01/2022 - 06/30/2022

HEAVY-DUTY (3HD)																								
	B-HYBRID GASOLINE/GASOHOL		D-DIESEL		E-ELECTRIC		F-FLEXIBLE FUEL E85/M85		G-GASOLINE/ GASOHOL		L-LIQUIFIED NATURAL GAS		N-COMPRESSED NATURAL GAS		P-PROPANE		R-HYDROGEN		HYBRID ELECTRIC (PHEV)		Y-HYBRID DIESEL		TOTAL	
Weight of Vehicle in Pounds	Number of Vehicles	Number of Miles	Number of Vehicles	Number of Miles	Number of Vehicles	Number of Miles	Number of Vehicles	Number of Miles	Number of Vehicles	Number of Miles	Number of Vehicles	Number of Miles	Number of Vehicles	Number of Miles	Number of Vehicles	Number of Miles	Number of Vehicles	Number of Miles	Number of Vehicles	Number of Miles	Number of Vehicles	Number of Miles	Number of Vehicles	Number of Miles
< 6,000	1	1,579	83	832,582	1	1,105	314	4,057,722	2,224	22,996,916	0	0	2	25,440	0	0	0	0	0	0	0	0	2,625	27,915,344
6,000-8,499	1	8,003	169	1,712,839	0	0	852	10,832,829	2,015	20,926,516	0	0	3	27,094	0	0	0	0	0	0	0	0	3,040	33,507,281
8,500-10,000	0	0	259	2,816,169	0	0	881	12,387,958	1,203	13,630,726	0	0	1	14,983	0	0	0	0	0	0	0	0	2,344	28,849,836
10,001-26,000	0	0	1,470	15,233,044	0	0	109	1,305,338	801	8,834,483	0	0	0	0	0	0	0	0	0	0	0	0	2,380	25,372,865
26,001-80,000	0	0	1	10,753	0	0	0	0	0	0	0	0	0	0	0	0	0	0	0	0	0	0	1	10,753
> 80,000	2	0	1	5,091	0	0	0	0	0	0	0	0	0	0	0	0	0	0	0	0	0	0	3	5,091
Total	4	9,582	1,983	20,610,478	1	1,105	2,156	28,583,847	6,243	66,388,641	-	-	6	67,517	-	-	-	-	-	-	-	-	10,393	115,661,170

MOTOR TRUCK (4MT)																								
	B-HYBRID GASOLINE/GASOHOL		D-DIESEL		E-ELECTRIC		F-FLEXIBLE FUEL E85/M85		G-GASOLINE/ GASOHOL		L-LIQUIFIED NATURAL GAS		N-COMPRESSED NATURAL GAS		P-PROPANE		R-HYDROGEN		HYBRID ELECTRIC (PHEV)		Y-HYBRID DIESEL		TOTAL	
Weight of Vehicle in Pounds	Number of Vehicles	Number of Miles	Number of Vehicles	Number of Miles	Number of Vehicles	Number of Miles	Number of Vehicles	Number of Miles	Number of Vehicles	Number of Miles	Number of Vehicles	Number of Miles	Number of Vehicles	Number of Miles	Number of Vehicles	Number of Miles	Number of Vehicles	Number of Miles	Number of Vehicles	Number of Miles	Number of Vehicles	Number of Miles	Number of Vehicles	Number of Miles
< 6,000	-	0	76	928,525	0	0	0	0	139	1,387,606	0	0	0	0	0	0	0	0	0	0	0	0	215	2,316,131
6,000-8,499	-	0	7	43,184	1	219,841	0	0	17	127,696	0	0	0	0	0	0	0	0	0	0	0	0	25	390,721
8,500-10,000	-	0	24	204,092	0	0	0	0	33	288,795	0	0	0	0	0	0	0	0	0	0	0	0	57	492,887
10,001-26,000	-	0	980	2,995,307	0	0	5	58,493	267	3,175,305	0	0	0	0	1	2,172	0	0	0	0	0	0	1,253	6,231,277
26,001-80,000	-	0	556	226,118,257	0	0	0	0	1	5,948	0	0	0	0	1	22,453	0	0	1	328,622	0	0	559	226,475,280
> 80,000	-	0	22	11,532,584	0	0	0	0	0	0	0	0	0	0	0	0	0	0	0	0	0	0	22	11,532,584
Total	-	-	1,665	241,821,949	1	219,841	5	58,493	457	4,985,350	-	-	-	-	2	24,625	-	-	1	328,622	-	-	2,131	247,438,880

AB483 MILEAGE GATHERING PILOT  
01/01/2022 - 06/30/2022

TRUCK-TRACTOR (5TT)																								
	B-HYBRID GASOLINE/GASOHOL		D-DIESEL		E-ELECTRIC		F-FLEXIBLE FUEL E85/M85		G-GASOLINE/ GASOHOL		L-LIQUIFIED NATURAL GAS		N-COMPRESSED NATURAL GAS		P-PROPANE		R-HYDROGEN		Q-HYBRID ELECTRIC (PHEV)		Y-HYBRID DIESEL		TOTAL	
Weight of Vehicle in Pounds	Number of Vehicles	Number of Miles	Number of Vehicles	Number of Miles	Number of Vehicles	Number of Miles	Number of Vehicles	Number of Miles	Number of Vehicles	Number of Miles	Number of Vehicles	Number of Miles	Number of Vehicles	Number of Miles	Number of Vehicles	Number of Miles	Number of Vehicles	Number of Miles	Number of Vehicles	Number of Miles	Number of Vehicles	Number of Miles	Number of Vehicles	Number of Miles
< 6,000	-	-	12	116,225	-	-	8	109,329	64	524,579	-	-	1	258,120	-	-	-	-	-	-	-	-	85	1,008,253
6,000-8,499	-	-	6	49,020	-	-	18	225,637	67	721,778	-	-	-	-	-	-	-	-	-	-	-	-	91	996,435
8,500-10,000	-	-	28	293,273	-	-	27	377,960	104	991,435	-	-	-	-	-	-	-	-	-	-	-	-	159	1,662,668
10,001-26,000	-	-	776	8,890,437	-	-	57	743,599	377	3,454,682	-	-	-	-	1	5,900	-	-	-	-	-	-	1,211	13,094,618
26,001-80,000	-	-	695	428,985,744	-	-	-	-	-	-	-	-	-	-	-	-	-	-	-	-	-	-	695	428,985,744
> 80,000	-	-	213	128,081,114	-	-	-	-	-	-	-	-	-	-	-	-	-	-	-	-	-	-	213	128,081,114
Total	-	-	1,730	566,415,813	-	-	110	1,456,525	612	5,692,474	-	-	1	258,120	1	5,900	-	-	-	-	-	-	2,454	573,828,832

BUS (6B)																								
	B-HYBRID GASOLINE/GASOHOL		D-DIESEL		E-ELECTRIC		F-FLEXIBLE FUEL E85/M85		G-GASOLINE/ GASOHOL		L-LIQUIFIED NATURAL GAS		N-COMPRESSED NATURAL GAS		P-PROPANE		R-HYDROGEN		Q-HYBRID ELECTRIC (PHEV)		Y-HYBRID DIESEL		TOTAL	
Weight of Vehicle in Pounds	Number of Vehicles	Number of Miles	Number of Vehicles	Number of Miles	Number of Vehicles	Number of Miles	Number of Vehicles	Number of Miles	Number of Vehicles	Number of Miles	Number of Vehicles	Number of Miles	Number of Vehicles	Number of Miles	Number of Vehicles	Number of Miles	Number of Vehicles	Number of Miles	Number of Vehicles	Number of Miles	Number of Vehicles	Number of Miles	Number of Vehicles	Number of Miles
< 6,000	-	-	-	-	-	-	-	-	24	196,484	-	-	-	-	-	-	-	-	-	-	-	-	24	196,484
6,000-8,499	-	-	3	23,418	-	-	2	4,943	36	206,073	-	-	-	-	-	-	-	-	-	-	-	-	41	234,434
8,500-10,000	-	-	4	55,161	-	-	8	31,108	46	354,458	-	-	-	-	-	-	-	-	-	-	-	-	58	440,727
10,001-26,000	-	-	36	304,681	-	-	8	96,677	71	659,726	-	-	3	6,225	2	21,466	-	-	-	-	-	14	134	1,088,775
26,001-80,000	-	-	15	3,633,168	-	-	-	-	-	-	-	-	1	1,500	-	-	-	-	-	-	-	21,742	16	3,656,410
> 80,000	-	-	-	-	-	-	-	-	-	-	-	-	-	-	-	-	-	-	-	-	-	-	-	-
Total	-	-	58	4,016,428	-	-	18	132,728	177	1,416,741	-	-	4	7,725	2	21,466	-	-	-	-	14	-	273	5,616,830

AB483 MILEAGE GATHERING PILOT  
01/01/2022 - 06/30/2022

DATA NOT PROVIDED PER PASSAGE OF SB 371 IN 2021 - RECREATIONAL VEHICLE (7RV)

	B-HYBRID GASOLINE/GASOHOL		D-DIESEL		E-ELECTRIC		F-FLEXIBLE FUEL E85/M85		G-GASOLINE/ GASOHOL		L-LIQUIFIED NATURAL GAS		N-COMPRESSED NATURAL GAS		P-PROPANE		R-HYDROGEN		Q-HYBRID ELECTRIC (PHEV)		Y-HYBRID DIESEL		TOTAL	
Weight of Vehicle in Pounds	Number of Vehicles	Number of Miles	Number of Vehicles	Number of Miles	Number of Vehicles	Number of Miles	Number of Vehicles	Number of Miles	Number of Vehicles	Number of Miles	Number of Vehicles	Number of Miles	Number of Vehicles	Number of Miles	Number of Vehicles	Number of Miles	Number of Vehicles	Number of Miles	Number of Vehicles	Number of Miles	Number of Vehicles	Number of Miles	Number of Vehicles	Number of Miles
< 6,000	1	1,652	1,087	7,125,729	1	19,287	42	228,278	1,892	11,364,111	-	-	-	-	-	-	-	-	-	-	1	15,564	3,024	18,754,621
6,000-8,499	-	-	36	331,812	-	-	13	52,427	114	762,464	-	-	-	-	-	-	-	-	-	-	-	-	163	1,146,703
8,500-10,000	-	-	68	482,005	-	-	3	18,703	125	715,666	-	-	-	-	-	-	-	-	-	-	-	-	196	1,216,374
10,001-26,000	-	-	101	674,945	-	-	1	5,511	378	1,842,022	-	-	-	-	-	-	-	-	-	-	-	-	480	2,522,478
26,001-80,000	-	-	43	244,275	-	-	-	-	-	-	-	-	-	-	-	-	-	-	-	-	-	-	43	244,275
> 80,000	-	-	1	3,023	-	-	-	-	1	10,498	-	-	-	-	-	-	-	-	-	-	-	-	2	13,521
Total	1	1,652	1,336	8,861,789	1	19,287	59	304,919	2,510	14,694,761	-	-	-	-	-	-	-	-	-	-	1	15,564	3,908	23,897,972

TOTAL - ALL VEHICLE TYPES

	B-HYBRID GASOLINE/GASOHOL		D-DIESEL		E-ELECTRIC		F-FLEXIBLE FUEL E85/M85		G-GASOLINE/ GASOHOL		L-LIQUIFIED NATURAL GAS		N-COMPRESSED NATURAL GAS		P-PROPANE		R-HYDROGEN		Q-HYBRID ELECTRIC (PHEV)		Y-HYBRID DIESEL		TOTAL	
Weight of Vehicle in Pounds	Number of Vehicles	Number of Miles	Number of Vehicles	Number of Miles	Number of Vehicles	Number of Miles	Number of Vehicles	Number of Miles	Number of Vehicles	Number of Miles	Number of Vehicles	Number of Miles	Number of Vehicles	Number of Miles	Number of Vehicles	Number of Miles	Number of Vehicles	Number of Miles	Number of Vehicles	Number of Miles	Number of Vehicles	Number of Miles	Number of Vehicles	Number of Miles
< 6,000	18,216	186,839,593	7,664	71,656,706	6,408	71,899,211	40,515	398,018,955	649,141	5,924,872,327	-	-	16	438,647	3	23,211	1	13,604	2,384	24,708,725	1	15,564	724,349	6,678,486,543
6,000-8,499	147	1,348,806	11,519	114,230,077	3	240,540	9,719	101,018,460	61,219	594,959,601	-	-	10	73,150	1	14,000	-	-	-	-	-	-	82,618	811,884,634
8,500-10,000	16	152,935	9,484	90,942,465	1	1,837	2,466	30,239,032	11,056	109,732,984	-	-	2	16,353	-	-	-	-	-	-	-	-	23,025	231,085,606
10,001-26,000	1	1,385	9,152	89,628,145	-	-	347	4,261,003	2,797	27,862,151	-	-	3	6,225	4	29,538	-	-	-	-	14	-	12,318	121,788,447
26,001-80,000	1	13,624	1,310	658,992,197	2	26,136	5	66,186	27	231,692	-	-	1	1,500	1	22,453	-	-	2	332,227	-	21,742	1,349	659,707,757
> 80,000	2	-	237	139,621,812	-	-	3	26,607	17	177,672	-	-	-	-	-	-	-	-	-	-	-	-	259	139,826,091
Total	18,383	188,356,343	39,366	1,165,071,402	6,414	72,167,724	53,055	533,630,243	724,257	6,657,836,427	-	-	32	535,875	9	89,202	1	13,604	2,386	25,040,952	15	37,306	843,918	8,642,779,078

**AB483 MILEAGE GATHERING PILOT**  
**01/01/2022 - 06/30/2022**

**FOOTNOTES:**

1. Passenger cars are categorized by unladen (empty) weight, as declared weights are not required for registration on these body types.
2. Flexible Fuel represents all flexible fuel blends including M85 and E85 as requested in AB483; however, breakdowns of these blends are not available at this time.
3. Gasohol (Gasoline) refers to commonly used fuel mixtures of ethanol and gasoline (i.e., E10 or E18).
4. PHEV refers to Plug In Hybrid Electric Vehicles, which are reported for purposes of this report as Hybrid Electric.
5. Hydrogen is combined with oxygen for use by fuel cell vehicles to run an electric motor.
6. Zero mileage data represented. Mileage collection began on October 1, 2019. Odometer reading differences must be excluded which represent only a beginning entry. A beginning entry may show a difference between 0 miles and 110,000 when the vehicle has driven only 9,000 miles in the previous registration cycle, but hadn't previously reported the odometer reading prior to the mileage gathering pilot.
7. Report will exclude the following numerical odometer entries, thereby reducing the population represented (these numbers will appear on exceptions reports for analysis):
  - a. "1" - Representing broken odometer or a vehicle which was originally manufactured without an odometer.
  - b. "2" - Representing no odometer reading reported.
8. Non-emission required vehicles entering a lower value than entered on a previous registration cycle will be excluded from the report (these numbers will appear on exceptions reports for analysis).
9. Potentially misleading data which reduces the validity of the numbers for total miles travelled:
  - a. Under-reporting of odometer reading
  - b. Over-reporting of odometer reading
  - c. Entry errors during customer self-reporting and emission technician processing
  - d. Odometers reported at registration and vehicle sold to be registered out of state in less than 1 registration cycle
10. Total number of vehicles represents the total number of vehicles currently registered or renewed during this reporting period if odometer readings were reported and the reading was not excluded per Footnote 7. These vehicles could be at any point in their registration cycle (12 months) which reduces the validity of using this total to calculate averages. Raw data was provided which does not separate Recreational Vehicles from Passenger Cars, nor does it separate motortrucks and buses from other truck categories(i.e. light-duty and heavy duty).
11. July 1, 2022 is the first report which represents total mileage collected for motortrucks and truck-tractors. In effort to provide data for these body types, weight ranges and fuel types, miles reported for motor trucks are truck-tractors previously included only an average number of miles traveled for the timeframe in question, representing only Nevada registered IRP vehicles." Implementation was completed in April 2021 to begin compiling mileage, and the report submitted for July 1, 2022 is the first report which represents total mileage collected for vehicles registered with the Motor Carrier division.
12. Report compiled EOB 6/30/2022.

**DEFINITIONS:**

- Light-duty (2LD) – A truck that has a manufacturer's gross vehicle weight of 8,500 pounds and less, not including a passenger car.
- Heavy-duty (3HD) – A truck that has a manufacturer's gross vehicle weight between 8,501 pounds and 26,000 pounds, not including a passenger car, motortruck or truck-tractor.
- Motortruck (4MT) – A truck designed for transportation of property , but not manufactured to tow a trailer, with a manufacturer's gross vehicle weight of 26,001 pounds or more; not including truck-tractors.
- Truck-tractor (5TT) – A combination motor vehicle designed and used primarily for towing other vehicles and a load/property, with a gross combination weight of 26,001 pounds or more including one or more towed vehicles with a gross vehicle weight of more than 10,000 pounds; not including motortrucks.
- Recreational Vehicle (7RV) – A motor vehicle designed as temporary living quarters for travel, recreational or camping use, which is self-propelled.

**AB483 MILEAGE GATHERING PILOT**  
**SUPPLEMENTAL REPORT - MILEAGE BY COUNTY/BODY TYPE/FUEL TYPE**  
**JANUARY 1 - JUNE 30, 2022**

PASSENGER CARS (1PC)													
		B-HYBRID GASOLINE/GAS OHOL	D-DIESEL	E-ELECTRIC	F-FLEXIBLE FUEL	G- GASOLINE/GASO HOL	N- COMPRESSED NATURAL GAS	P-PROPANE	R- HYDROGEN	L- LIQUEFIED NATURAL GAS	Q-HYBRID ELECTRIC (PHEV)	Y-HYBRID DIESEL	TOTAL
County	Carson City	3,041,416	741,010	729,090	5,762,162	94,525,393	24,030	0	0	0	215,245	0	105,038,346
	Churchill	1,071,305	414,139	40,039	3,731,778	42,838,701	0	0	0	0	58,475	0	48,154,437
	Clark	137,202,108	23,678,363	55,863,193	252,939,271	3,991,749,992	139,010	8,833	0	0	19,521,236	0	4,481,102,006
	Douglas	3,535,584	1,801,973	890,812	7,936,899	96,842,588	0	0	0	0	364,695	0	111,372,551
	Elko	2,153,350	1,295,028	140,991	8,857,202	76,655,368	0	0	0	0	173,503	0	89,275,442
	Esmeralda	5,175	52,610	0	60,421	1,391,255	0	0	0	0	0	0	1,509,461
	Eureka	37,352	6,006	0	199,394	1,157,324	0	0	0	0	0	0	1,400,076
	Humboldt	537,496	355,271	47,519	2,658,804	19,657,248	0	0	0	0	34,706	0	23,291,044
	Lander	210,252	80,181	3,200	672,268	6,102,909	0	0	0	0	3,088	0	7,071,898
	Lincoln	114,861	253,734	13,692	631,955	4,304,138	0	0	0	0	7,094	0	5,325,474
	Lyon	3,462,773	947,077	741,822	9,930,829	120,022,693	0	0	0	0	255,179	0	135,360,373
	Mineral	153,617	23,530	36,351	736,411	7,118,886	0	0	0	0	20,796	0	8,089,591
	Nye	2,780,925	1,834,420	532,806	9,525,193	87,977,171	0	0	0	0	296,567	0	102,947,082
	Pershing	39,468	142,023	15,865	734,371	5,644,104	0	0	0	0	0	0	6,575,831
	Storey	232,262	17,268	87,105	570,179	8,080,263	0	0	0	0	31,142	0	9,018,219
	Washoe	31,862,860	8,104,106	12,760,278	60,512,451	855,921,175	14,112	0	13,604	0	3,724,717	0	972,913,303
	White Pine	306,315	197,199	22,891	1,859,282	11,475,345	0	0	0	0	5,887	0	13,866,919

**AB483 MILEAGE GATHERING PILOT**  
**SUPPLEMENTAL REPORT - MILEAGE BY COUNTY/BODY TYPE/FUEL TYPE**  
**JANUARY 1 - JUNE 30, 2022**

MOTOR TRUCK (4MT)													
		B-HYBRID GASOLINE/GAS OHOL	D-DIESEL	E-ELECTRIC	F-FLEXIBLE FUEL	G- GASOLINE/GASO HOL	N- COMPRESSED NATURAL GAS	P-PROPANE	R- HYDROGEN	L- LIQUEFIED NATURAL GAS	Q-HYBRID ELECTRIC (PHEV)	Y-HYBRID DIESEL	TOTAL
County	Carson City	0	2,854,883	0	0	141,989	90,263	0	0	0	0	0	3,087,135
	Churchill	0	2,262,052	0	0	38,779	0	0	0	0	0	0	2,300,831
	Clark	0	66,360,431	0	58,493	3,177,971	14,450,909	2,172	0	0	0	0	84,049,976
	Douglas	0	9,147,796	0	0	31,936	0	299,044	0	0	0	0	9,478,776
	Elko	0	8,614,284	0	0	367,892	0	0	0	0	0	0	8,982,176
	Esmeralda	0	0	0	0	0	0	0	0	0	0	0	0
	Eureka	0	126,981	0	0	0	0	0	0	0	0	0	126,981
	Humboldt	0	2,332,512	0	0	14,004	0	0	0	0	0	0	2,346,516
	Lander	0	110,820	0	0	11,957	0	0	0	0	0	0	122,777
	Lincoln	0	463,440	0	0	0	0	0	0	0	0	0	463,440
	Lyon	0	4,402,163	0	0	145,512	0	0	0	0	0	0	4,547,675
	Mineral	0	327,867	0	0	48,651	0	0	0	0	0	0	376,518
	Nye	0	2,731,150	0	0	93,114	0	0	0	0	0	0	2,824,264
	Pershing	0	769,799	0	0	57,450	0	0	0	0	0	0	827,249
	Storey	0	306,577	0	0	0	0	0	0	0	0	0	306,577
	Washoe	0	16,420,525	0	0	971,545	6,648,820	0	0	0	0	0	24,040,890
	White Pine	0	744,731	0	0	136,836	0	0	0	0	0	0	881,567



**AB483 MILEAGE GATHERING PILOT**  
**SUPPLEMENTAL REPORT - MILEAGE BY COUNTY/BODY TYPE/FUEL TYPE**  
**JANUARY 1 - JUNE 30, 2022**

TRUCK-TRACTOR (5TT)													
		B-HYBRID GASOLINE/GAS OHOL	D-DIESEL	E-ELECTRIC	F-FLEXIBLE FUEL	G- GASOLINE/GASO HOL	N- COMPRESSED NATURAL GAS	P-PROPANE	R- HYDROGEN	LIQUEFIED NATURAL GAS	HYBRID ELECTRIC (PHEV)	Y-HYBRID DIESEL	TOTAL
County	Carson City	0	824,812	0	11,204	134,952	0	0	0	0	0	0	970,968
	Churchill	0	2,191,714	0	0	36,900	0	0	0	0	0	0	2,228,614
	Clark	0	37,752,760	0	1,056,075	4,025,725	56,874	0	0	0	0	0	42,891,434
	Douglas	0	801,685	0	37,454	275,523	0	0	0	0	0	0	1,114,662
	Elko	0	3,362,245	0	19,998	245,498	0	0	0	0	0	0	3,627,741
	Esmeralda	0	2,417	0	0	0	0	0	0	0	0	0	2,417
	Eureka	0	79,345	0	0	0	0	0	0	0	0	0	79,345
	Humboldt	0	1,454,116	0	0	39,455	0	0	0	0	0	0	1,493,571
	Lander	0	111,980	0	0	0	0	0	0	0	0	0	111,980
	Lincoln	0	130,304	0	0	1,668	0	0	0	0	0	0	131,972
	Lyon	0	2,523,763	0	31,124	99,514	0	0	0	0	0	0	2,654,401
	Mineral	0	1,477,635	0	10,451	2,941	0	0	0	0	0	0	1,491,027
	Nye	0	1,132,452	0	1,092	115,962	0	0	0	0	0	0	1,249,506
	Pershing	0	1,512,632	0	0	0	0	0	0	0	0	0	1,512,632
	Storey	0	172,397	0	0	24,471	0	0	0	0	0	0	196,868
	Washoe	0	7,257,046	0	289,127	712,882	0	5,900	0	0	0	0	8,264,955
	White Pine	0	408,446	0	0	7,431	0	0	0	0	0	0	415,877

**AB483 MILEAGE GATHERING PILOT  
SUPPLEMENTAL REPORT - MILEAGE BY COUNTY/BODY TYPE/FUEL TYPE  
JANUARY 1 - JUNE 30, 2022**

NOT PROVIDED DUE TO PASSAGE OF SB 371 IN 2021 - RECREATIONAL VEHICLE (7RV)													
		B-HYBRID GASOLINE/GAS OHOL )	D-DIESEL	E-ELECTRIC	F-FLEXIBLE FUEL	G- GASOLINE/GASO HOL	N- COMPRESSED NATURAL GAS	P-PROPANE	R- HYDROGEN	L- LIQUEFIED NATURAL GAS	Q-HYBRID ELECTRIC (PHEV)	Y-HYBRID DIESEL	TOTAL
County	Carson City	0	366,337	0	18,658	838,190	0	0	0	0	0	0	1,223,185
	Churchill	0	200,500	0	0	261,123	0	0	0	0	0	0	461,623
	Clark	0	4,017,657	19,287	148,898	6,744,247	0	0	0	0	0	0	10,930,089
	Douglas	1,652	667,260	0	18,719	1,001,164	0	0	0	0	0	0	1,688,795
	Elko	0	165,792	0	0	448,817	0	0	0	0	0	0	614,609
	Esmeralda	0	0	0	0	16,659	0	0	0	0	0	0	16,659
	Eureka	0	0	0	0	3,796	0	0	0	0	0	0	3,796
	Humboldt	0	44,379	0	0	84,023	0	0	0	0	0	0	128,402
	Lander	0	10,869	0	0	64,998	0	0	0	0	0	0	75,867
	Lincoln	0	20,331	0	0	25,674	0	0	0	0	0	0	46,005
	Lyon	0	264,586	0	1,906	693,646	0	0	0	0	0	15,564	975,702
	Mineral	0	0	0	0	63,599	0	0	0	0	0	0	63,599
	Nye	0	627,327	0	5,205	1,153,614	0	0	0	0	0	0	1,786,146
	Pershing	0	21,489	0	0	9,729	0	0	0	0	0	0	31,218
	Storey	0	1,093	0	13,300	66,247	0	0	0	0	0	0	80,640
	Washoe	0	2,413,862	0	98,233	3,163,839	0	0	0	0	0	0	5,675,934
	White Pine	0	40,307	0	0	55,396	0	0	0	0	0	0	95,703

**AB483 MILEAGE GATHERING PILOT**  
**SUPPLEMENTAL REPORT - MILEAGE BY COUNTY/BODY TYPE/FUEL TYPE**  
**JANUARY 1 - JUNE 30, 2022**

LIGHT-DUTY (2LD)													
		B-HYBRID GASOLINE/G ASOHOL (GASOLINE/ ELECTRIC)	D-DIESEL	E-ELECTRIC	F-FLEXIBLE FUEL	G- GASOLINE/GAS OHOL	N- COMPRESSED NATURAL GAS	P-PROPANE	R- HYDROGEN	L-LIQUEFIED NATURAL GAS	Q-HYBRID ELECTRIC (PHEV)	Y-HYBRID DIESEL	TOTAL
County	Carson City	30,791	9,275,509	0	3,077,173	26,127,832	0	0	0	0	0	0	38,511,305
	Churchill	12,069	10,010,118	0	1,869,386	16,141,110	0	14,000	0	0	0	0	28,046,683
	Clark	1,098,693	107,705,492	1,837	82,691,344	703,917,565	25,361	1,467	0	0	0	0	895,441,759
	Douglas	50,592	17,541,163	0	3,493,711	31,650,336	0	0	0	0	0	0	52,735,802
	Elko	51,224	22,746,207	0	5,638,510	38,820,447	0	0	0	0	0	0	67,256,388
	Esmeralda	0	655,530	0	82,887	785,755	0	0	0	0	0	0	1,524,172
	Eureka	10,776	866,190	0	136,513	610,173	0	0	0	0	0	0	1,623,652
	Humboldt	2,945	7,243,201	0	1,558,751	10,184,655	0	0	0	0	0	0	18,989,552
	Lander	5,860	2,094,316	0	458,197	2,881,313	0	0	0	0	0	0	5,439,686
	Lincoln	0	1,378,392	0	345,186	1,606,077	0	0	0	0	0	0	3,329,655
	Lyon	0	17,212,126	0	4,080,944	40,619,580	0	0	0	0	0	0	61,912,650
	Mineral	0	1,535,817	0	487,468	2,833,410	0	0	0	0	0	0	4,856,695
	Nye	32,040	13,629,530	0	3,264,646	30,503,328	0	0	0	0	0	0	47,429,544
	Pershing	0	1,157,387	0	464,675	3,496,314	0	0	0	0	0	0	5,118,376
	Storey	0	1,399,848	0	316,396	2,739,412	0	0	0	0	0	0	4,455,656
	Washoe	295,810	65,353,020	0	26,651,195	212,329,061	0	12,911	0	0	0	0	304,641,997
	White Pine	7,190	3,597,161	0	1,157,879	7,947,539	0	0	0	0	0	0	12,709,769

**AB483 MILEAGE GATHERING PILOT**  
**SUPPLEMENTAL REPORT - MILEAGE BY COUNTY/BODY TYPE/FUEL TYPE**  
**JANUARY 1 - JUNE 30, 2022**

HEAVY-DUTY (3HD)													
		B-HYBRID GASOLINE/G ASOHOL	D-DIESEL	E-ELECTRIC	F-FLEXIBLE FUEL	G- GASOLINE/GAS OHOL	N- COMPRESSED NATURAL GAS	P-PROPANE	R- HYDROGEN	L-LIQUEFIED NATURAL GAS	Q-HYBRID ELECTRIC (PHEV)	Y-HYBRID DIESEL	TOTAL
County	Carson City	0	685,211	0	608,349	794,608	0	0	0	0	0	0	2,088,168
	Churchill	0	561,676	0	101,900	534,634	0	0	0	0	0	0	1,198,210
	Clark	1,579	11,461,025	1,105	20,771,993	498,582,009	67,517	0	0	0	0	0	530,885,228
	Douglas	0	937,623	0	572,788	1,186,848	0	0	0	0	0	0	2,697,259
	Elko	0	1,088,619	0	189,049	809,462	0	0	0	0	0	0	2,087,130
	Esmeralda	0	35,059	0	0	37,591	0	0	0	0	0	0	72,650
	Eureka	0	6,119	0	0	0	0	0	0	0	0	0	6,119
	Humboldt	0	326,654	0	38,062	159,070	0	0	0	0	0	0	523,786
	Lander	0	33,735	0	5,163	33,034	0	0	0	0	0	0	71,932
	Lincoln	0	45,412	0	8,576	7,033	0	0	0	0	0	0	61,021
	Lyon	0	709,045	0	145,450	904,565	0	0	0	0	0	0	1,759,060
	Mineral	0	21,570	0	16,554	84,526	0	0	0	0	0	0	122,650
	Nye	0	438,030	0	422,582	1,261,632	0	0	0	0	0	0	2,122,244
	Pershing	0	53,418	0	1,103	4,708	0	0	0	0	0	0	59,229
	Storey	0	109,249	0	67,268	202,115	0	0	0	0	0	0	378,632
	Washoe	8,003	3,977,530	0	5,620,823	10,536,524	0	0	0	0	0	0	20,142,880
	White Pine	0	120,503	0	14,187	207,909	0	0	0	0	0	0	342,599

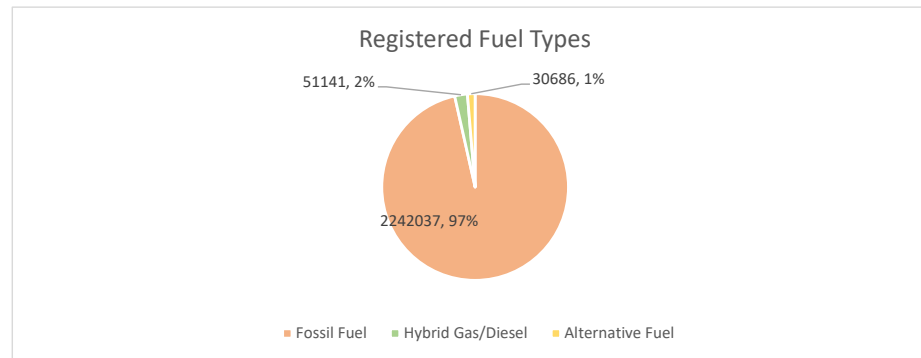
**AB483 MILEAGE GATHERING PILOT**  
**SUPPLEMENTAL REPORT - MILEAGE BY COUNTY/BODY TYPE/FUEL TYPE**  
**JANUARY 1 - JUNE 30, 2022**

<b>BUS (6B)</b>													
		B-HYBRID GASOLINE/G ASOHOL	D-DIESEL	E-ELECTRIC	F-FLEXIBLE FUEL	G- GASOLINE/GAS OHOL	N- COMPRESSED NATURAL GAS	P-PROPANE	R- HYDROGEN	LIQUEFIED NATURAL GAS	HYBRID ELECTRIC (PHEV)	Y-HYBRID DIESEL	TOTAL
County	Carson City	0	136,834	0	0	26,261	0	0	0	0	0	0	163,095
	Churchill	0	70,309	0	0	3,178	0	0	0	0	0	0	73,487
	Clark	0	1,047,092	0	127,539	1,154,565	7,725	21,466	0	0	0	3,742	2,362,129
	Douglas	0	3,840	0	0	66,731	0	0	0	0	0	0	70,571
	Elko	0	5,356	0	0	21,198	0	0	0	0	0	0	26,554
	Esmeralda	0	0	0	0	0	0	0	0	0	0	0	0
	Eureka	0	0	0	0	0	0	0	0	0	0	0	0
	Humboldt	0	0	0	0	0	0	0	0	0	0	0	0
	Lander	0	0	0	0	0	0	0	0	0	0	0	0
	Lincoln	0	0	0	0	11,000	0	0	0	0	0	0	11,000
	Lyon	0	162,690	0	0	931,807	0	0	0	0	0	0	1,094,497
	Mineral	0	0	0	0	0	0	0	0	0	0	0	0
	Nye	0	968,330	0	0	36,153	0	0	0	0	0	0	1,004,483
	Pershing	0	0	0	0	9,738	0	0	0	0	0	0	9,738
	Storey	0	0	0	0	2,118	0	0	0	0	0	0	2,118
	Washoe	0	3,809,608	0	5,189	189,837	0	0	0	0	0	18,000	4,022,634
	White Pine	0	0	0	0	4,664	0	0	0	0	0	0	4,664

**AB483 MILEAGE GATHERING PILOT  
SUPPLEMENTAL REPORT - REGISTERED VEHICLES BY COUNTY AND FUEL TYPE  
JUNE 30, 2022**

		B-HYBRID GASOLINE/GASOHOL	D-DIESEL	E-ELECTRIC	F-FLEXIBLE FUEL	G- GASOLINE/G ASOHOL	N-COMPRESSED NATURAL GAS	P-PROPANE	R-HYDROGEN	L-LIQUEFIED NATURAL GAS	Q-HYBRID ELECTRIC (PHEV)	Y-HYBRID DIESEL	TOTAL
County	Carson City	1006	4591	197	3239	50122	24	0	0	1	91	0	59271
	Churchill	338	3953	29	1732	21849	2	4	0	0	16	0	27923
	Clark	37714	57584	16991	89917	1336604	1267	457	0	3	5235	7	1545779
	Douglas	942	7196	313	3407	48381	3	2	0	0	131	0	60375
	Elko	561	8825	28	4704	38964	0	6	0	0	30	0	53118
	Esmeralda	9	318	2	85	996	0	0	0	0	1	0	1411
	Eureka	20	677	3	190	1706	0	0	0	0	0	0	2596
	Humboldt	157	3486	13	1420	14274	0	0	0	0	9	0	19359
	Lander	45	1283	3	622	4805	0	0	0	0	4	0	6762
	Lincoln	50	1253	4	417	4022	0	0	0	0	4	0	5750
	Lyon	869	7147	175	3924	51788	0	6	0	0	64	1	63974
	Mineral	50	632	10	419	4150	0	1	0	0	3	0	5265
	Nye	684	6366	139	4194	42478	6	2	0	1	95	0	53965
	Pershing	29	922	10	423	4322	2	1	0	0	1	0	5710
	Storey	74	795	23	373	4842	0	0	0	0	7	0	6114
	Washoe	8489	27273	4009	23805	331548	127	87	1	0	1034	30	396403
	White Pine	66	1566	4	829	7619	0	1	0	0	4	0	10089
	<b>TOTAL</b>	51103	133867	21953	139700	1968470	1431	567	1	5	6729	38	2323864

<b>Fossil Fuel</b>	2242037
<b>Hybrid Gas/Diesel</b>	51141
<b>Alternative Fuel</b>	30686



**FOOTNOTES:**

- All vehicles which registered or renewed during the reporting period are included whether odometer was collected or not.
- Truck-Tractors and Motortrucks registered with Motor Carrier are not included in this report.
- Report compiled EOB 06/30/2022.






# Milage Gathering Pilot Report July 2022

Final Audit Report

2022-07-13

Created:	2022-07-11
By:	Molly Lennon (mlennon@dmv.nv.gov)
Status:	Signed
Transaction ID:	CBJCHBCAABAA4UrJxs2BzlbgiWiU37qKMFX4be-fr2SxY

## "Milage Gathering Pilot Report July 2022" History

-  Document created by Molly Lennon (mlennon@dmv.nv.gov)  
2022-07-11 - 8:08:26 PM GMT- IP address: 167.154.4.101
-  Document emailed to Julie Butler (jbutler@dmv.nv.gov) for signature  
2022-07-11 - 8:09:55 PM GMT
-  Email viewed by Julie Butler (jbutler@dmv.nv.gov)  
2022-07-13 - 4:03:36 PM GMT- IP address: 52.53.158.49
-  Document e-signed by Julie Butler (jbutler@dmv.nv.gov)  
Signature Date: 2022-07-13 - 4:04:15 PM GMT - Time Source: server- IP address: 174.215.115.233
-  Agreement completed.  
2022-07-13 - 4:04:15 PM GMT